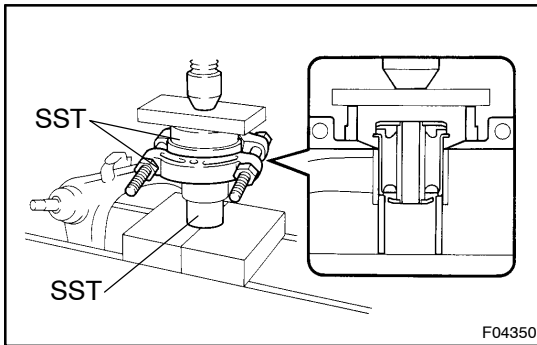


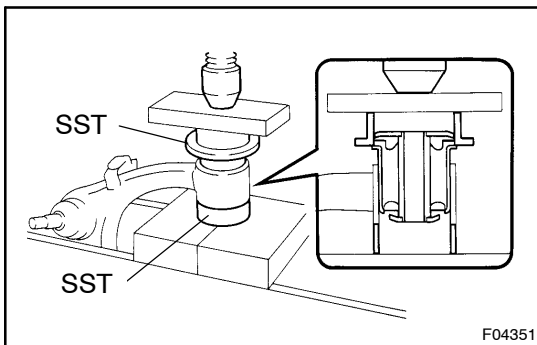
REPLACEMENT

1. REPLACE BUSHING

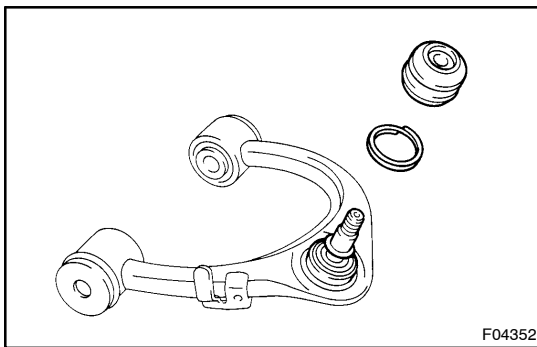
- (a) Using a chisel and hammer, pry up the flange of the bushing.



- (b) Using SST, a steel plate and press, remove the bushing.
SST 09527-17011, 09710-28021 (09710-08031), 09950-00020



- (c) Using SST, a steel plate and press, install a new bushing.
SST 09316-20011, 09710-28012 (09710-07062)



2. REPLACE DUST COVER

- (a) Remove the wire and dust cover.
(b) Coat the ball joint with grease in the boot kit.
(c) Install a new dust cover and wire.